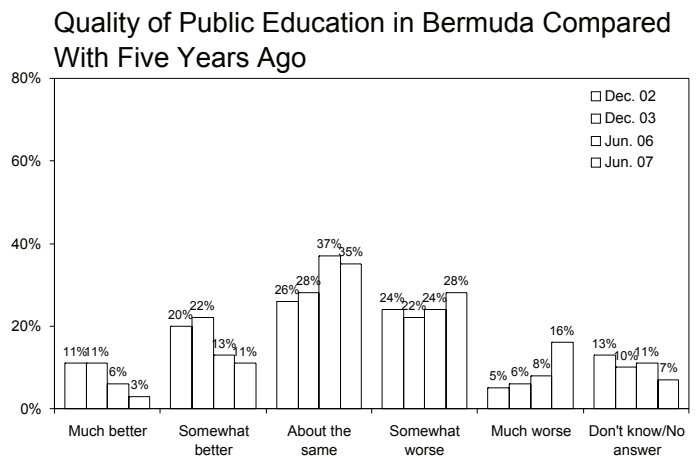
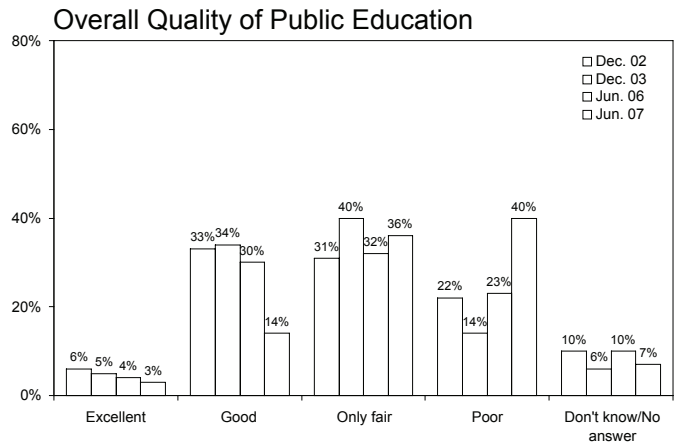


Education

Overall perception of Bermuda's public education system is declining.

Current opinions of the overall quality of *public* education are not optimistic, with a marked increase in negative perceptions. Specifically, the proportion of residents providing a negative rating for the public education system has increased, with four-in-ten residents viewing the system as **poor** (40%, up 17 points from June 2006). That said, the proportion of residents holding a positive view has declined, as the number of residents indicating **good** has declined by a similar amount (14%, down 16 points). (Table 6)

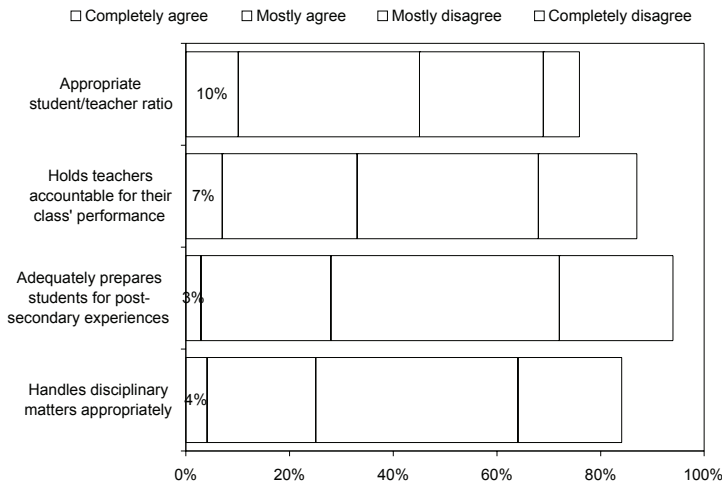
Consistent with residents' poor views on the quality of public education, a larger percentage believe it to be worse than it was five years ago. Indeed, only 14% of residents believe the quality of public education compared to five years ago is **better** (down 5 points from Q2 2006), while just over one-third additional residents believe it is **about the same** (35%, down 2 points). There has been a dramatic change in the number of residents who believe the quality of public education is **worse** (44%, up 10 points from Q2 2006) than it was five years ago. (Table 7)



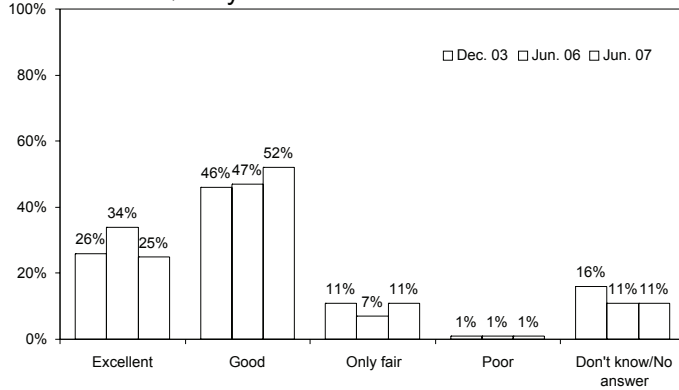
Similar to overall impressions of the public school system, residents express

dissatisfaction with certain criteria. Specifically, nearly two-thirds of residents do not feel Bermuda's public school system adequately prepares students for post-secondary experiences, six-in-ten residents do not feel that the public school system handles disciplinary matters appropriately, and over one-half of residents do not feel teachers are held accountable for their class's performance. Nevertheless, in terms of student/teacher ratio, most residents feel it is at an appropriate level, with nearly one-half either **completely** or **mostly agreeing**. (Tables 9a, 9b, and 9c)

Perceptions of Public School System



Overall Quality of Private Education



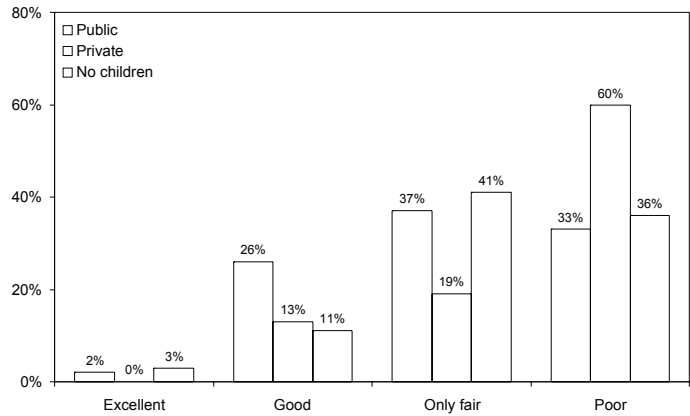
With respect to private education, nearly all residents feel the overall quality is either **excellent** or **good**. Notably, residents with annual household incomes over \$100,000 are more likely to rate the private education system as **only fair** or **poor**. (Table 8)

Residents with children attending private or public school.

Perhaps not surprisingly, residents with children in the public school system were are likely to rate public education as **favourable**, while the majority of **poor** ratings are from residents with children enrolled in private school. Notably, residents without children tend to rate the public education system **unfavourably**.

The **favourable** opinion of private education is mainly held by residents with students enrolled in private school. Interestingly, residents with children in public school or no children are more likely to rate the private education system as **only fair** compared with residents with children in private school.

Overall Public Education Provided by Bermuda's School



Overall Private Education Provided by Bermuda's School

